

NEW ZEALAND WINE INDUSTRY

VINTAGE INDICATORS BY VARIETALS

2013



TOTAL VOLUME OF GRAPES HARVESTED
345,000 tonnes* **28%**

KEY VARIETIES



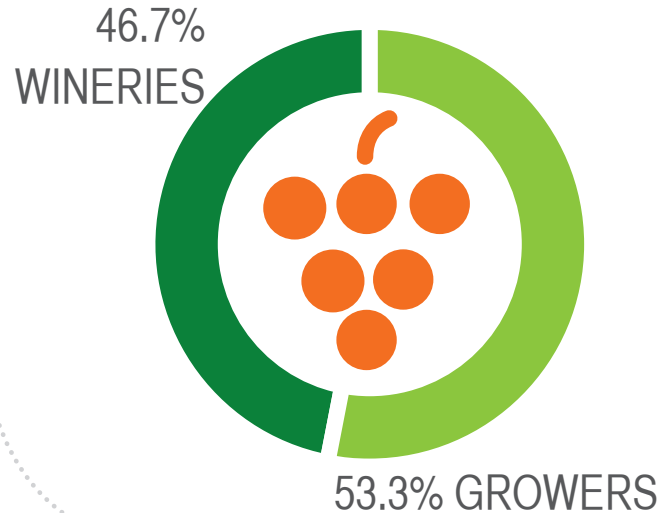
percent of total production and total produced

- 1 Sauvignon Blanc **68%** 228,781 tonnes
- 2 Pinot Noir **9.4%** 31,775 tonnes
- 3 Chardonnay **8.1%** 27,184 tonnes
- 4 Pinot Gris **6.6%** 22,042 tonnes
- 5 Merlot **3%** 10,076 tonnes
- 6 Riesling **1.8%** 5,932 tonnes



NEW ZEALAND WINE
PURE DISCOVERY

SHARE OF VINTAGE



% CHANGE ON LAST YEAR

+19%



chardonnay

+19%



riesling

+25%



merlot

+26%




**sauvignon
blanc**

+36%



**pinot
noir**

+44%



**pinot
gris**

*Estimated production figures based on the 2013 vintage survey.

NEW ZEALAND WINE INDUSTRY

VINTAGE INDICATORS BY REGION

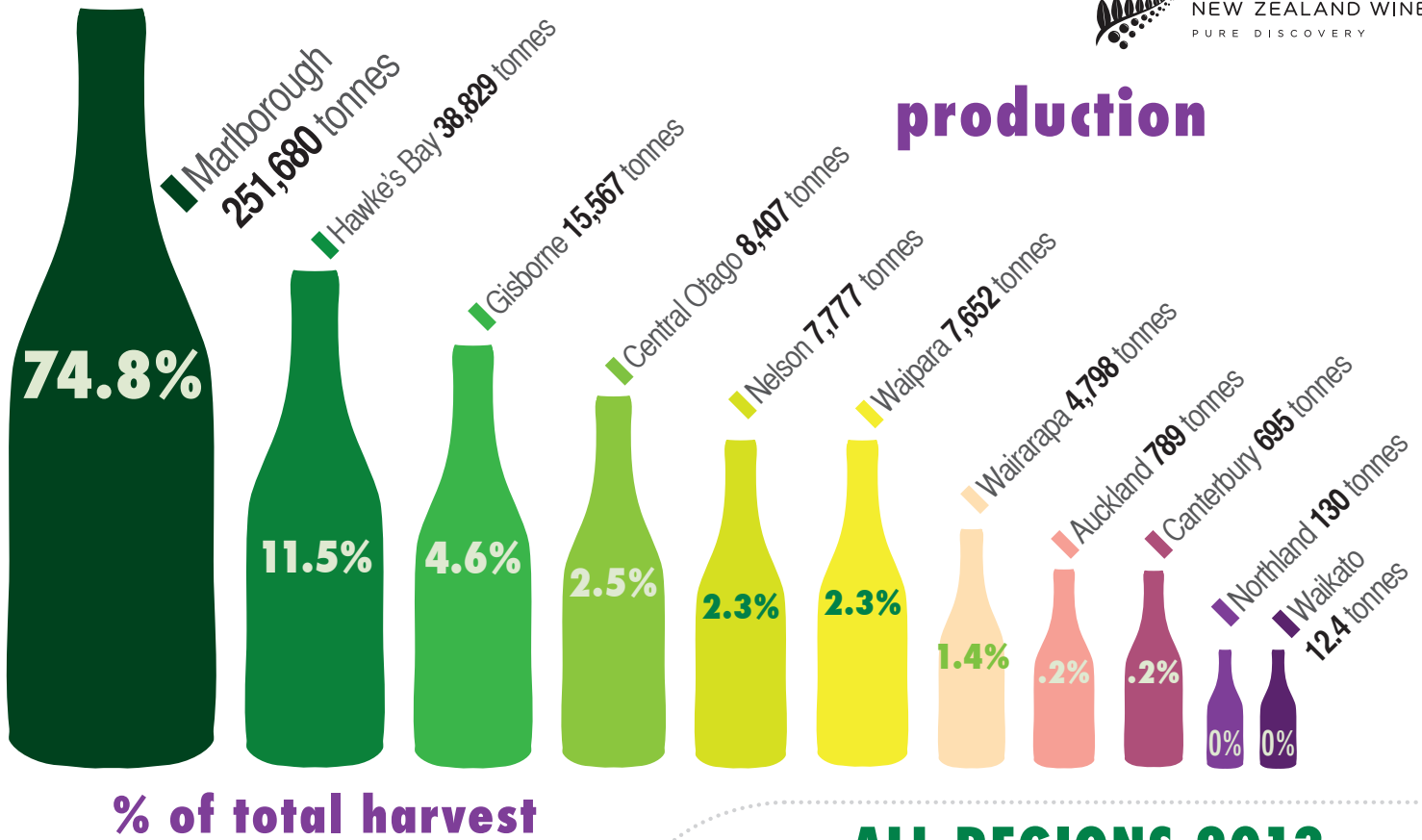
2013



TOTAL VOLUME OF GRAPES HARVESTED
345,000 tonnes* **↑ 28%**

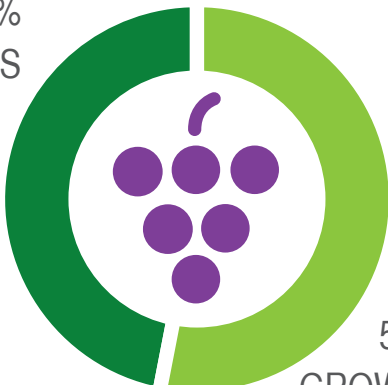


NEW ZEALAND WINE
 PURE DISCOVERY



SHARE OF VINTAGE

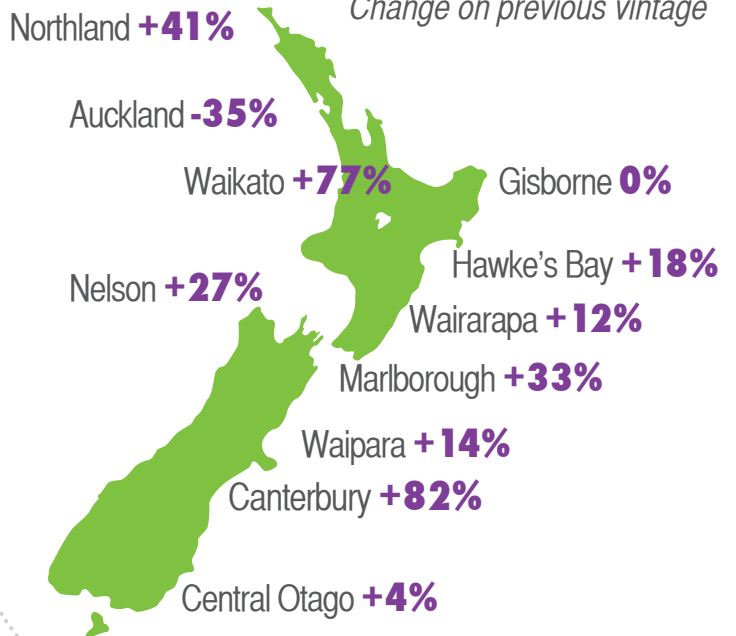
46.7%
 WINERIES



53.3%
 GROWERS

ALL REGIONS 2013

Change on previous vintage



* Estimated production figures based on the 2013 vintage survey.